
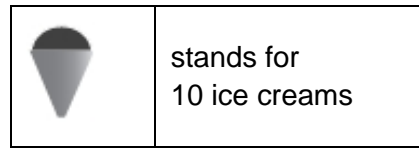


1

This pictogram shows the number of ice creams a shop sold in one day.



How many **more** chocolate than strawberry ice creams were sold?

1 mark

How many ice creams were sold **altogether**?

1 mark

2

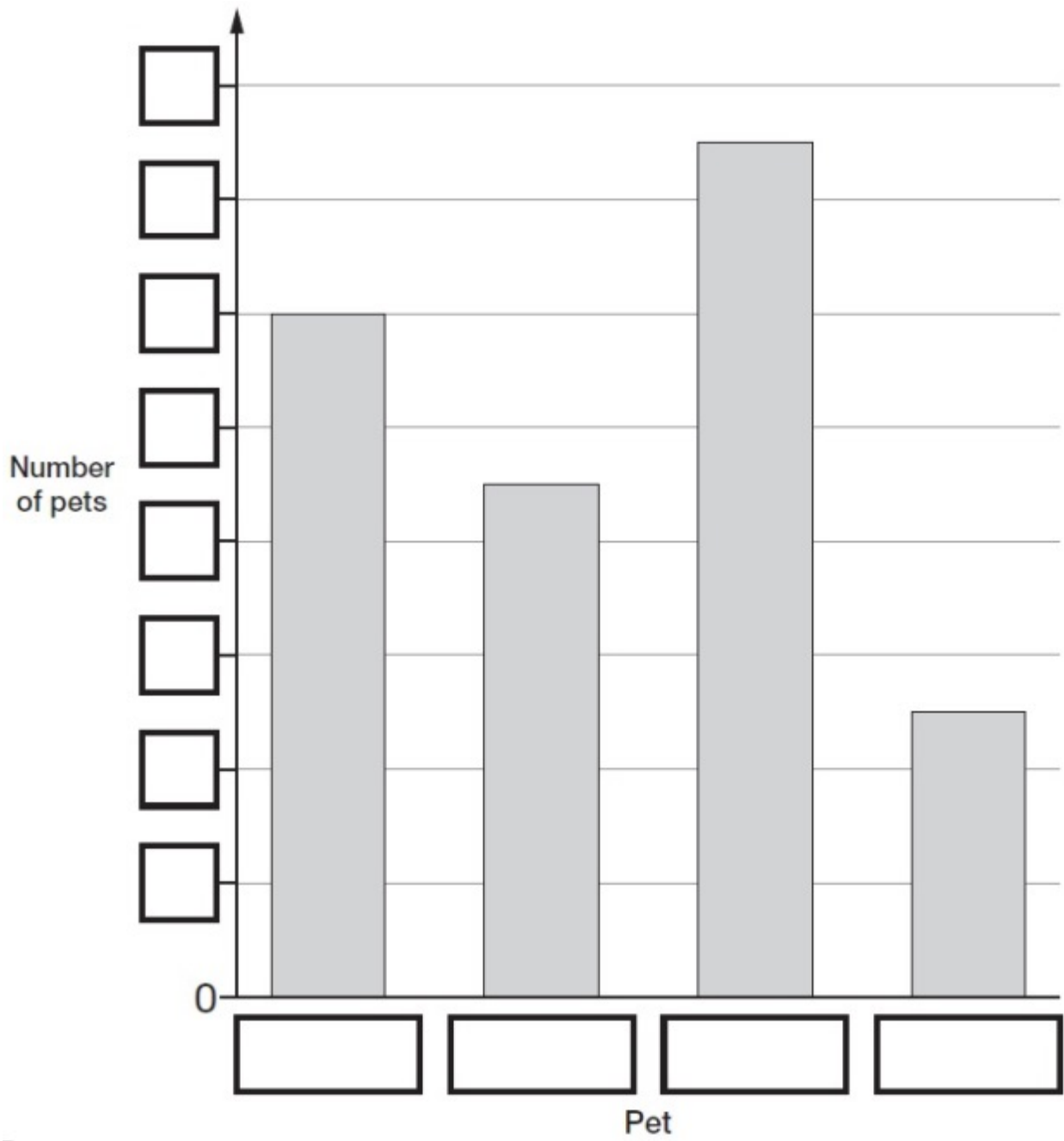
Alfie collected information about the pets owned by children in his class.

Here are his results.

Pet	Number of pets
dog	9
cat	12
rabbit	5
fish	15

This bar chart shows the information from the table.

Fill in **all** the missing labels.




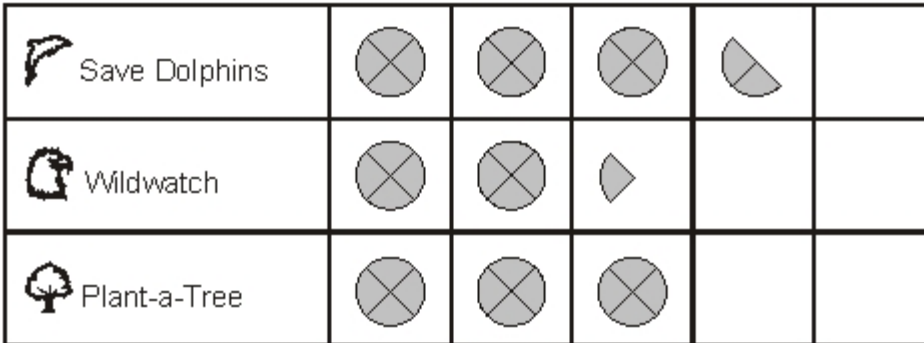
2 marks

3

Park School collects money for three charities.

This pictogram shows how much they have collected.

 stands for £100



How much more have they collected for Save Dolphins than Plant-a-Tree?

£

1 mark

The target for Wildwatch is £500

How much **more** money do they need to collect for Wildwatch?

£

1 mark

How much money have they collected altogether, rounded **to the nearest hundred pounds**?

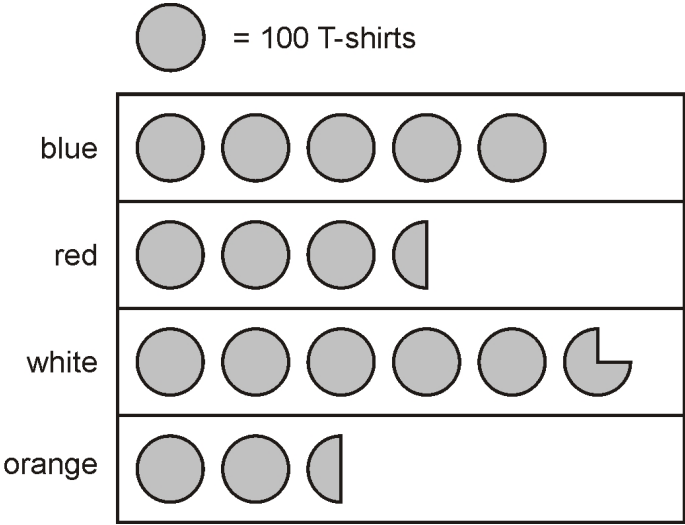
£

1 mark

4

A shop sells T-shirts.

This chart shows how many T-shirts were sold in a month.



Write the colours of the T-shirts that sold **more than 400** in the month.

1 mark

How many red T-shirts and orange T-shirts were sold **altogether**?

1 mark

How many **more** white than blue T-shirts were sold?

1 mark

5

This table shows the four most popular names for baby girls born each year from 2004 to 2008.

	2004	2005	2006	2007	2008
1st	Emily	Jessica	Olivia	Grace	Olivia
2nd	Ellie	Emily	Grace	Ruby	Ruby
3rd	Jessica	Sophie	Jessica	Olivia	Grace
4th	Sophie	Olivia	Ruby	Emily	Emily

In how many years was Olivia in the **top three** most popular names?

1 mark

Write **all** the years when Emily was a more popular name than Jessica.

1 mark